



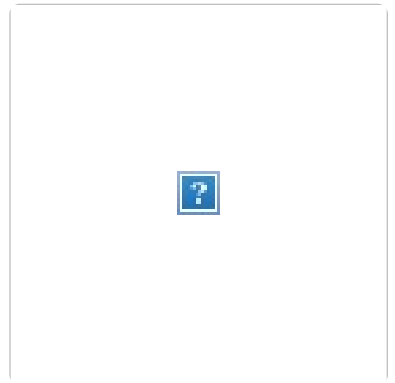


A PLAYCORE Company

Snappy Incline



Model View



Description

The new standard for affordable play, PrimeTime play systems pack an enormous amount of play value into compact designs. The smaller footprint of PrimeTime commercial playground equipment requires less surfacing and has a lower overall cost.

[View Snappy Incline in 3D!](#)

Features & Benefits

- DirectBolt® connections are ASTM compliant straight from the factory and easier to install and maintain

- Smaller overall footprint is ideal for smaller spaces and budgets
- Available with a full range of play components to enhance physical, cognitive, and social-emotional development

Specifications

Model	PT21007
Use Zone	39' X 33'
Fall Height	8'
Age Group	5 to 12 Years

Limited Lifetime Warranty on uprights, hardware and connections. Visit gametime.com/warranty for full warranty information

Top View



Designing award-winning playgrounds since 1929.



Certified Installer Network - GameTime trained for GameTime playgrounds.



Complies with ASTM standards before it leaves the factory.