







A PLAYCORE Company

Arch Swing



Model View



Description

The Arch Swing is a fun and accessible way to add swinging motion to your playground. The wide seating area accommodates up to five children. Children with Sensory Processing Disorder, or similar sensory issues, can lay across the center section and enjoy the calming to-and-fro motion. Children can also sit around the perimeter of the seat and enjoy swinging together.

Features & Benefits

- Arch uprights are constructed of durable 3.5" galvanized steel
- Metal insert at the top of the arch provides shade from direct sunlight

- Transfer point for wheelchair or other mobility device
- Provides calming to-and-fro motion for children with sensory issues
- Offers a fun, collaborative play activity for children of all abilities

Specifications

Model	5056
Use Zone	23'-2" X 24'-9"
Fall Height	8'
Age Group	2 to 5 Years
Age Group	5 to 12 Years

Limited Lifetime Warranty on uprights, hardware and connections. Visit [gametime.com/warranty](https://www.gametime.com/warranty) for full warranty information



Designing award-winning playgrounds since 1929.



Certified Installer Network - GameTime trained for GameTime playgrounds.



Complies with ASTM standards before it leaves the factory.